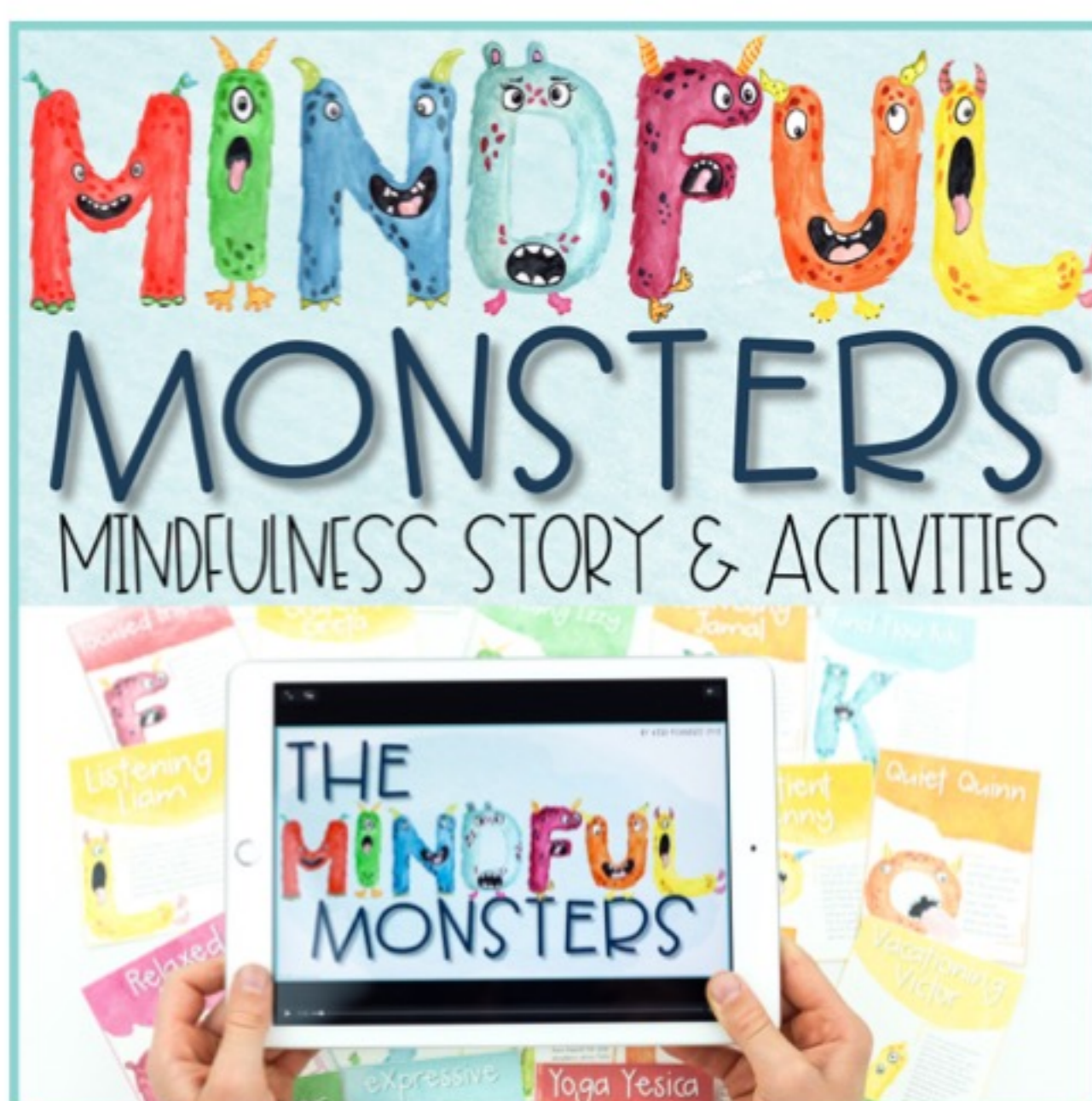


daily MINDFULNESS BINGO

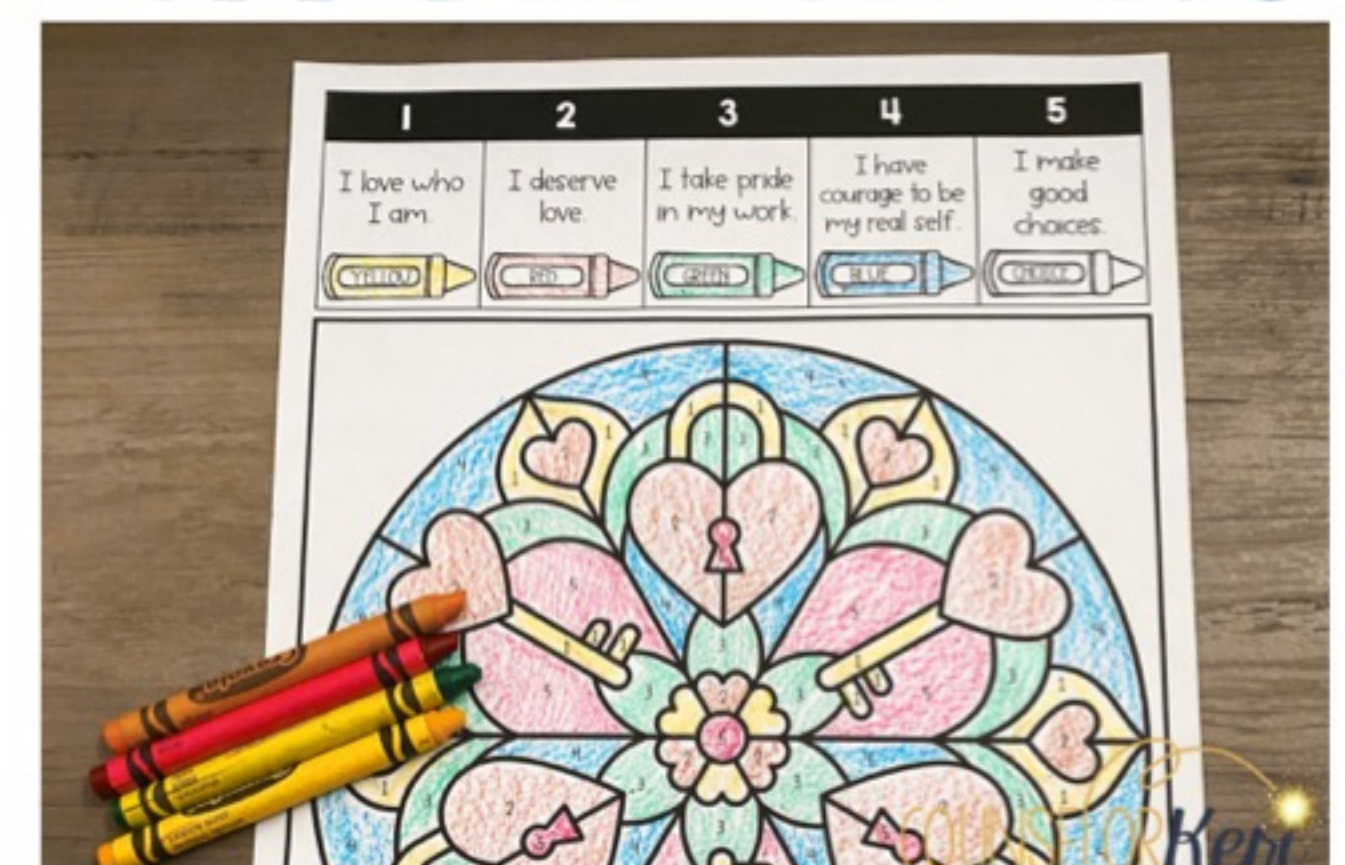
how to use this:

- Print multiple copies of this or one copy and place it in a page protector or dry erase pouch.
- Each day, encourage your child to complete at least 4 of these mindfulness activities throughout the day to get 4 in a row! Color the box after the activity is completed.
- Reflect on your growing mindfulness practice!
 - How are you feeling as you complete the activities?
 - What are you noticing about yourself? Your environment?

more mindfulness activities for kids:



COLOR BY affirmations



daily MINDFULNESS BINGO



<p>Do a mindful body scan. Pay attention to each area of your body one at a time and see what you notice.</p>	<p>Blow bubbles in slow motion taking big deep breaths in and slowly blowing them out.</p>	<p>Go on a mindful nature walk. Tune in to the beauty around you!</p>	<p>Look up at the sky and simply watch. Notice the clouds. Notice the birds. Just notice.</p>
<p>Lie down and put a stuffed animal on your belly. Breathe slowly, watching your stuffed animal rise and fall.</p>	<p>Practice mindful eating. Eat slowly and notice the textures and sensations of your food.</p>	<p>Express gratitude for something in your current environment or space.</p>	<p>Color a mindful mandala.</p>
<p>Press your palms together and gently press for 5 seconds and then release. Repeat this a few times and notice how your body feels.</p>	<p>Look around your space and find 5 things that have different textures. Touch them and notice how their textures feel on your hand.</p>	<p>Sit outside and simply listen to sounds for 5 minutes.</p>	<p>Draw a picture to represent how you are feeling right now.</p>
<p>Sit comfortably. Find your pulse and notice your heartbeat. Just notice and tune in to it for a few minutes.</p>	<p>Go for a rainbow walk around your environment. Find something of each color of the rainbow!</p>	<p>Practice finger breathing. Hold one hand out and trace around your fingers as you breathe. Inhale up the finger, exhale down the finger.</p>	<p>Sit comfortably. Breathe in deeply and notice any smells in your environment. What scents are present around you?</p>

A NOTE FROM COUNSELOR *Keri*



Fellow counselor,

Thank you so much for downloading this resource! Every resource is created with student growth in mind. I hope that these activities will enrich your school counseling program and contribute to your students' development.

I'd love to keep in touch with you via email to share counseling ideas, activities, and exclusive free resources! If you're interested, [join my weekly email group using this link.](#)

If you have any questions about a resource, please always feel free to email me at counselorkeri@gmail.com. I'd also love to connect with you on social media! Click the images below to link up.



instagram



tpt



my blog



pinterest



facebook



twitter

Happy counseling!
COUNSELOR *Keri*

TERMS OF USE

Every resource I create for sale on Counselor Keri and Teachers Pay Teachers is a true labor of love, and I ask that you follow these guidelines when using the resources that you kindly purchased from my store. Each resource you purchase comes with a **single-user license**. This means that the resource is intended for use by only you. If you have colleagues in your school or department who would like to use the resource as well, you can purchase additional licenses at a discounted price from your "My Purchases" page on Teachers Pay Teachers or by contacting me at counselorkeri@gmail.com.

YOU MAY:

- Use this resource for your own personal use with your students.
- Use this resource with any and all of your students forever.
- Photocopy the contents of this resource for use with your own students.

YOU MAY NOT:


- Give this resource to others.
- Copy this resource for others to use.
- Email this file to others.
- Post this file on the Internet for others to access.
- Copy or alter this resource in any way to offer to others for free or for sale.

Copyright © Counselor Keri LLC. All rights reserved by author. This product is to be used by the **original downloader only**. Copying for more than one teacher, classroom, department, school, or school system is prohibited. This product may not be distributed or displayed digitally for public view. Failure to comply is a copyright infringement and a violation of the Digital Millennium Copyright Act (DMCA). Clipart and elements found in this PDF are copyrighted and cannot be extracted and used outside of this file without permission or license. Intended for classroom and personal use ONLY. See product file for clip-art and font credits.

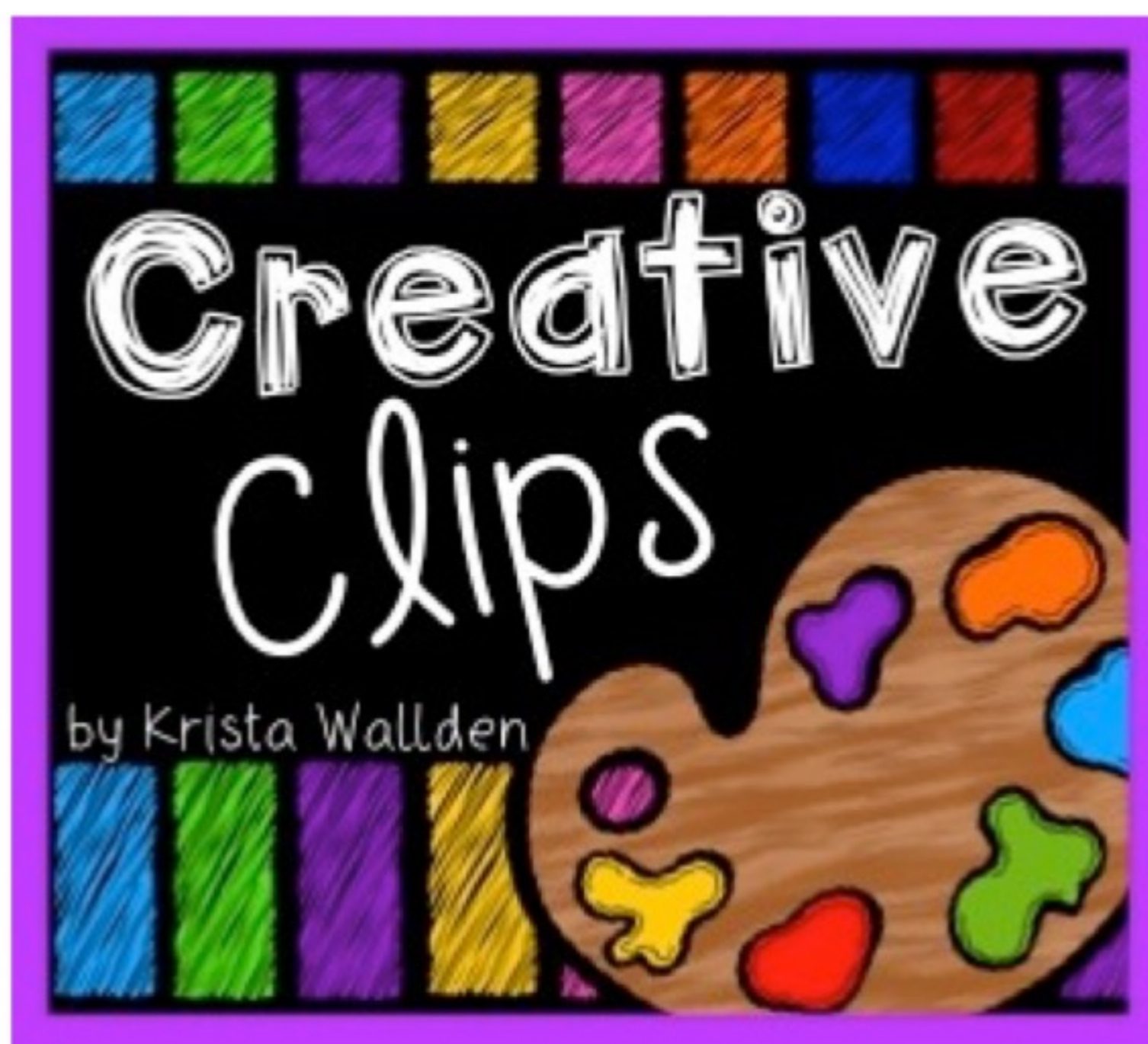
When creating resources for my own use and for Teachers Pay Teachers, I consult reputable sources and publications (such as ASCA, NASP, and NACBT, and Beck Institute) to ensure that my strategies and methods are based in current research practices. However, I cannot guarantee results or outcomes for any individual student or group of students. If you use the data tracking measures that I include in my resources and would like to share this with me for future resource improvements, I'd love to hear from you! counselorkeri@gmail.com

DISCLOSURE
STATEMENT
COUNSELOR *Keri*

CLIPART AND FONTS BY:



Commercial Use License



<http://www.teachersnotebook.com/shop/Zip-a-Dee-Doo-DahDesigns>