

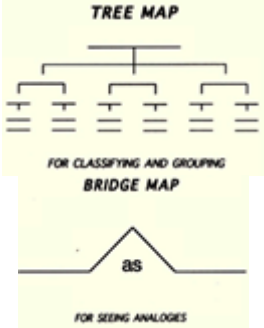


ACPS utilizes Thinking Maps in order for students to create mental visual patterns for thinking based on the fundamental thinking processes. Suggested maps have been included. These can be expanded upon based on teacher discretion.

**Nine Weeks 1 ACPS Kindergarten English Pacing Guide** (revised June 2016)

Oral Language	Oral Language Resources: HMH Journeys (Suggested ANCHOR texts)	Reading Focus: Fiction	Reading Resources: HMH Journeys (Suggested ANCHOR texts)	Writing
<p><b>K.1 The student will demonstrate growth in the use of oral language.</b>            K.1a literary forms</p> <p>K.1b choral reading</p> <p>K.1c language experience</p> <p><b>K.2 The student will expand understanding and use of word meanings.</b>            K.2a vocabularies</p> <p>K.2b number words</p>	<p><b><u>K.1a Literary Forms</u></b>            Unit 1: Lesson 1,2,4, 5, 6            Unit 2: Lesson 6,10</p> <p><b><u>K.1b Choral Reading</u></b>            Unit 1: Lesson 2,4</p> <p><b><u>K.1c Language Experience</u></b>            Unit 1: Lesson 4,5</p> <p><b><u>K.2a Vocabulary</u></b>            Unit 1: Lesson 3, 5            Unit 2: Lesson 7, 8</p> <p><b><u>K.2b Number Words</u></b>            Unit 1: WTK6            Unit 2: Lesson 9</p>	<p><b>K.5 The student will understand how print is organized and read.</b>            K.5a print materials</p> <p>K.5b identify book parts</p> <div data-bbox="890 789 1314 961" data-label="Diagram"> </div> <p>K.5c distinguish print and pictures</p> <div data-bbox="972 1068 1234 1240" data-label="Diagram"> </div> <p>K.5d follow words</p>	<p><b><u>K.5a Print Materials</u></b>            Unit 1: WTK8, Lesson 2</p> <p><b><u>K.5b Book Parts</u></b>            Unit 1: Lesson 2            Unit 2: Lesson 6, 7, 10</p> <p><b><u>K.5c Print vs. Pictures</u></b>            Unit 1: Lesson 2            Unit 2: Lesson 9, 10</p> <p><b><u>K.5d Tracking Words</u></b>            Unit 1: Lesson 2, 3</p>	<p><b>K.11 The student will print in manuscript.</b>            K.11a print alphabet (Refer to <i>ACPS Literacy Plan</i>)            K.11b Print first name</p> <p><b>K.12 The student will write to communicate ideas for a variety of purposes.</b>            K.12a differentiate pictures/writing            K.12b draw pictures</p> <p><b>K.13 The student will use available technology for reading and writing.</b></p>

<p>K.2c describe/name with nouns</p> <p>K.2d words to describe/name with adjectives</p> <p><b>K.3 The student will build oral communication skills.</b></p> <p>K.3a complete sentences</p> <p>K.3b initiate conversations</p> <p>K.3c follow rules for conversation</p> <p>K.3d listen &amp; speak in conversations</p>	<p><b><u>K.2c Describe/Nouns</u></b> Unit 1: Lesson 1,2,3 Unit 2: Lesson 10</p> <p><b><u>K.2d Describe/Adjectives</u></b> Unit 2: Lesson 7, 8,10</p> <p><b><u>K.3a Sentences</u></b> Unit 1: Lesson 4 Unit 2: Lesson 7, 8</p> <p><b><u>K.3b Conversations</u></b> Unit 1: Lesson 3,4,5 Unit 2: Lesson 7</p> <p><b><u>K.3c Conversation Rules</u></b> Unit 2: Lesson 6,9</p> <p><b><u>K.3d Conversations</u></b> Unit 1: Lesson 5 Unit 2: Lesson 7</p>	<p>K.5e voice with print (COW)</p> <p><b>K.6 The student will demonstrate an understanding that print conveys meaning.</b></p> <p>K.6a environmental print</p>  <p>K.7 The student will develop an understanding of basic phonetic principles.</p> <p>K.7a identify &amp; name letters (Mastery per ACPS Literacy Plan – Mar.)</p>  <p>K.7b Match consonant letters and sounds (Refer to ACPS Literacy Plan)</p> 	<p><b><u>K.5e COW</u></b> Unit 1: Lesson 1, 3</p> <p><b><u>K.6a Environmental Print</u></b></p> <p>Unit 1: WTK20 Unit 2: Lesson 10</p> <p><b>Word Study Resources</b></p>	
---	---	---	---	--

**K.4 The student will identify, say, segment, and blend various units of speech sounds.**

K.4a discriminate sentences, words, & syllables (Mastery per *ACPS Literacy Plan Benchmark* –Dec.)

K.4b rhyme (Mastery per *ACPS Literacy Plan Benchmark* – Dec.)

**K.4a Sentences, Words & Syllables**

Unit 1: WTK 16, 20

Lesson 3

Unit 2: Lesson 6,7

**K.4b Rhyme**

Unit 1: Lesson 1,2

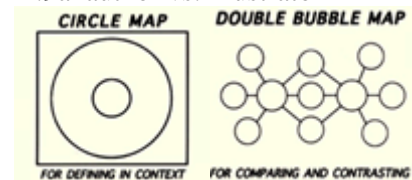
**K.8 The student will expand vocabulary.**

K.8a discuss meanings

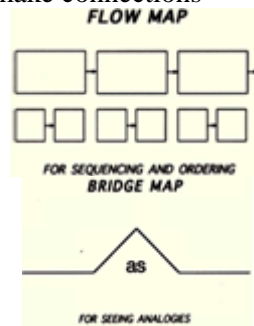
K.8b develop vocabulary

**K.9 The student will demonstrate comprehension of fictional texts.**

K.9a author vs. illustrator



K.9b make connections



**K.8a Word Meanings**

(ongoing each week)

**K.8b Vocabulary**

(ongoing each week)

**K.9a Author vs. Illustrator**

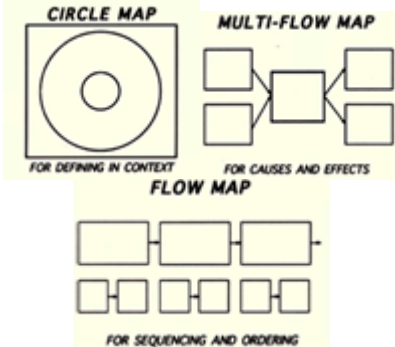
Unit 2: Lesson 6

**K.9b Text Connections**

Unit 1: Lesson 3

Unit 2: Lesson 7

K.9c predictions


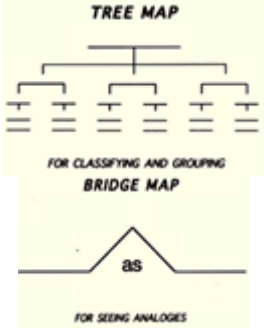


**K. 9c Predictions**

Unit 2: Lesson 7,  
9, 10

Oral Language	Oral Language Resources: HMH Journeys (Suggested ANCHOR texts)	Reading Focus: Fiction	Reading Resources: HMH Journeys (Suggested ANCHOR texts)	Writing
<p><b>K.1 The student will demonstrate growth in the use of oral language.</b>                      K.1a literary forms (continued)                       K.1b choral reading (continued)                      K.1c language experience (continued)                       K.1d creative dramatics                       K.1e complete sentences</p> <p><b>K.2 The student will expand understanding and use of word meanings.</b>                       K.2a vocabularies (continued)</p>	<p><b><u>K.1a Literary Forms</u></b>                      Unit 2: Lesson 6, 10</p> <p><b><u>K.1b Choral Reading</u></b>                      Unit 3:                      Lesson 11,12,14,15</p> <p><b><u>K.1d Dramatics</u></b>                      Unit 2: Lesson 6,7                      Unit 3: Lesson 14</p> <p><b><u>K.1e Sentences</u></b>                      Unit 1: Lesson 3,4                      Unit 2: Lesson 7,8</p> <p>-</p> <p><b><u>K.2a Vocabulary</u></b>                      Unit 2: Lesson 7,8</p>	<p><b>K.5 The student will understand how print is organized and read.</b>                      K.5a print materials (continued)                       K.5b identify book parts (continued)</p> <div data-bbox="919 581 1346 760"> </div> <p>K.5c distinguish print &amp; pictures (continued)</p> <div data-bbox="934 862 1329 1040"> </div> <p>(continued below)</p> <div data-bbox="1024 1078 1234 1256"> </div>	<p><b><u>K.5b Identify Book Parts</u></b>                      Unit 2: Lesson 6, 7, 10                      Unit 3: Lesson 13</p> <p><b><u>K.5c Print vs. Pictures</u></b>                       Unit 2: Lesson 9, 10                      Unit 3: Lesson 13</p>	<p><b>K.11 The student will print in manuscript.</b>                      K.11a print alphabet (continued - refer to <i>ACPS Literacy Plan</i>)                      K.11b (continued) Print first name and last name</p> <p><b>K.12 The student will write to communicate ideas for a variety of purposes.</b>                      K.12b draw pictures (continued)                      K.12c spell phonetically                      K.12d write</p> <p><b>K.13 The student will use available technology for reading and writing.</b>                      (continued)</p>

<p>K.2b number words (continued)</p> <p>K.2c describe/name with nouns (continued)</p> <p>K.2d words to describe/name adjectives (continued)</p> <p>K.2e describe/name actions</p> <p><b>K.3 The student will build oral communication skills.</b></p> <p>K.3a complete sentences (continued)</p> <p>K.3b initiate conversations (continued)</p> <p>K.3c follow implicit rules (continued)</p> <p>K.3d listen &amp; speak in conversations (continued)</p>	<p><b><u>K.2b Number Words</u></b> Unit 2: Lesson 9 Unit 3: Lesson 14</p> <p><b><u>K.2c Describe/Nouns</u></b> Unit 2: Lesson 10</p> <p><b><u>K.2d Describe/Adjectives</u></b> Unit 2: Lesson 7,8,10 Unit 3: Lesson 13</p> <p><b><u>K.2e Describe Actions</u></b> Unit 1: Lesson 4,5 Unit 3: Lesson 12,14</p> <p><b><u>K.3a Sentences</u></b> Unit 3: Lesson 7,8 Unit 3: Lesson 14</p> <p><b><u>K.3b Conversations</u></b> Unit 2: Lesson 7 Unit 3: Lesson 15</p> <p><b><u>K.3c Conversations</u></b> Unit 2: Lesson 6,9 Unit 3: Lesson 13</p> <p><b><u>K.3d Conversations</u></b> Unit 2: Lesson 7 Unit 3: Lesson 13</p>	<p>K.5d follow words (continued)</p> <p>K.5e voice with print (COW) (continued)</p> <p><b>K.6 The student will demonstrate an understanding that print conveys meaning.</b></p> <p>K.6b explain purpose of a text</p> <div data-bbox="1039 755 1228 933" style="text-align: center;"> <p>CIRCLE MAP FOR DEFINING IN CONTEXT</p> </div> <p>K.6c read and explain writing</p>	<p><b><u>K. 5d Tracking Words</u></b> Unit 3: Lesson 13</p> <p><b><u>K.5e COW</u></b> Unit 3: Lesson 12, 13, 14</p> <p><b><u>K.6b Text Purpose</u></b> Unit 3: Lesson 12</p> <p><b><u>K.6c Read &amp; Explain</u></b> Unit 1: Lesson 1, 2 Unit 2: Lesson 7 Unit 3: Lesson 11, 14</p>
---	---	---	--

<p>K.3e group &amp; partner discussions</p> <p>K.3f voice level, phrasing &amp; intonation</p> <p>K.3g follow directions</p> <p><b>K.4 The student will identify, say, segment, and blend various units of speech sounds.</b></p> <p>K.4a discriminate sentences, words, &amp; syllables (continued –refer to <i>ACPS Literacy Plan Benchmark –Dec.</i>)</p>	<p><b><u>K.3e Discussions</u></b> Unit 1: Lesson 2,3,5 Unit 2: Lesson 6,7,8</p> <p><b><u>K.3f Voice, Phrasing, Intonation</u></b> Unit 1: Lesson 1,2,3 Unit 2: Lesson 7,8 Unit 3: Lesson 11,12</p> <p><b><u>K.3g Following Directions</u></b> Unit 2: Lesson 6</p> <p><b><u>K.4a Sentences, Words, &amp; Syllables</u></b> Unit 2: Lesson 6,7</p>	<p>K.6d sight vocabulary (Refer to <i>ACPS Literacy Plan</i>)</p> <p><b>K.7 The student will develop an understanding of basic phonetic principles.</b> K.7a identify &amp; name letters (continued)</p>  <p>K.7b match (Match consonant and short vowel letters and sounds (<i>Refer to ACPS Literacy Plan</i>))</p>  <p>K.7c speech-to-print (COW)</p>	<p><b><u>K.6d Sight Vocabulary</u></b> Unit 1: WTK4 Lesson 3 Unit 2: Lesson 6, 8, 10 Unit 3: Lesson 12</p> <p><b><u>K.7c COW</u></b> Unit 1: Lesson 1, 2, 3</p>	
--	---	--	---	--

K.4b rhyme (continued – refer to ACPS Literacy Plan Benchmark – Dec.)

K.4e identify words

**K.4e Word Identification**

Unit 1: Lesson 2,4,5

Unit 2: Lesson 7,8

K.7d identify beginning sounds



**K.8 The student will expand vocabulary.**

K.8a discuss meanings (continued)

**K.8a Word Meanings**

(ongoing each week)

K.8b develop vocabulary (continued)

**K.8b Vocabulary**  
(ongoing each week)

**K.9 The student will demonstrate comprehension of fictional texts.**

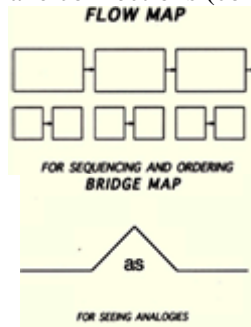
(continued below)



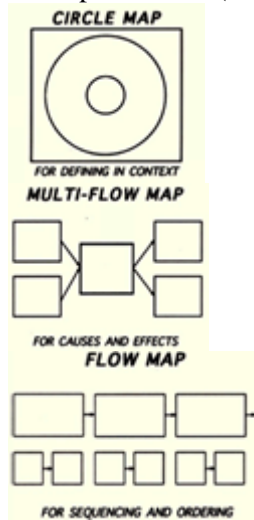
K.9a identify author vs. illustrator (continued)



K.9b make connections (continued)



K.9c predictions (continued)



**K.9a Author vs. Illustrator**

Unit 2: Lesson 6

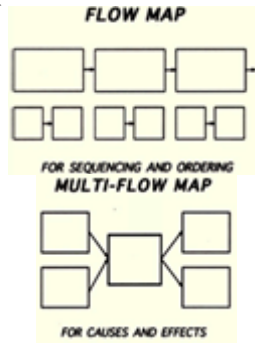
**K.9b Text Connections**

Unit 1: Lesson 3  
Unit 2: Lesson 7

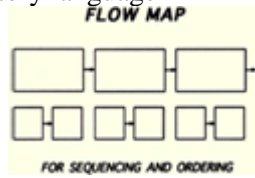
**K. 9c Predictions**

Unit 2: Lesson 7, 9, 10

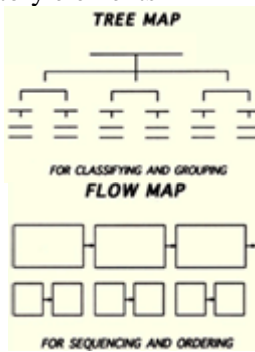
K.9d questions



K.9e story language



K.9g story elements



**K.9d Questions**

Unit 2: Lesson  
7, 8, 10


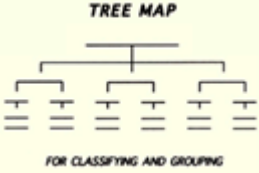


**K.9e Story  
Language**


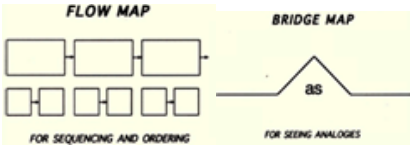

Unit 1: Lesson  
2  
Unit 2: Lesson  
10  
Unit 3: Lesson  
14

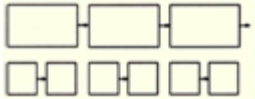
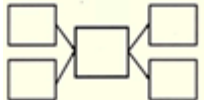
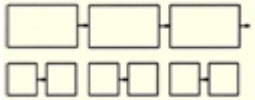
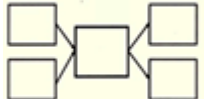
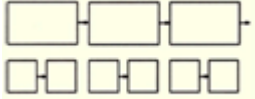

**K.9g Story  
Elements**

Unit 1: Lesson  
2  
Unit 2: Lesson  
7

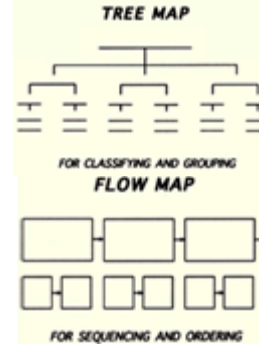
Oral Language	Oral Language Resources: HMH Journeys (Suggested ANCHOR texts)	Reading Focus: Nonfiction	Reading Resources: HMH Journeys (Suggested ANCHOR texts)	Writing
<p><b>K.1 The student will demonstrate growth in the use of oral language.</b>                      K.1a literary forms (continued)</p> <p>K.1b choral reading (continued)</p> <p>K.1c language experience (continued)</p> <p>K.1d creative dramatics (continued)</p> <p>K.1e complete sentences (continued)</p> <p><b>K.2 The student will expand understanding and use of word meanings.</b>                      K.2a vocabularies (continued)</p>	<p><b><u>K.1b Choral Reading</u></b>                      Unit 4: Lesson 16                      Unit 5: Lesson 21</p> <p><b><u>K.1c Language Experience</u></b>                      Unit 4: Lesson 16,19                      Unit 5: Lesson 21,25</p> <p><b><u>K.1d Dramatics</u></b>                      Unit 4: Lesson 19                      Unit 5: Lesson 23</p> <p><b><u>K.1e Sentences</u></b>                      Unit 4: Lesson 18</p> <p><b><u>K.2a Vocabulary</u></b>                      Unit 4: Lesson 20                      Unit 5: Lesson 24</p>	<p><b>K.5 The student will understand how print is organized and read.(continued)</b></p> <p>K.5d follow words (continued)</p> <p>K.5e voice with print (COW) (continued)</p> <p><b>K.6 The student will demonstrate an understanding that print conveys meaning.</b>                      K.6c read and explain writing (continued)</p> <p>K.6d sight vocabulary (cont. - refer to ACPS Literacy Plan)</p>	<p><b><u>K.5d Tracking Words</u></b>                      Unit 4: Lesson 17                      Unit 5: Lesson 21</p> <p><b><u>K.5e COW</u></b>                      Unit 4: Lesson 18</p> <p><b><u>K.6c Read &amp; Explain</u></b>                      Unit 4: Lesson 18, 20</p> <p><b><u>K.6d Sight Vocabulary</u></b>                      Unit 4: Lesson 18</p>	<p><b>K.11 The student will print in manuscript.</b>                      K.11a print alphabet (continued - refer to ACPS Literacy Plan)                      K.11b print first name and last name (continued)</p> <p><b>K.12 The student will write to communicate ideas for a variety of purposes.</b>                      K.12b draw pictures (continued)                      K.12c spell phonetically (continued)</p> <p><b>K.13 The student will use available technology for reading and writing.</b>                      (continued)</p>

<p>K.2b number words (continued)</p> <p>K.2c describe/name with nouns (continued)</p> <p>K.2d words to describe/name with adjectives (continued)</p> <p>K.2e describe/name actions (continued)</p> <p>K.2f ask about unknown words</p> <p>K.2g vocabulary</p> <p><b>K.3 The student will build oral communication skills.</b></p> <p>K.3a complete sentences (continued)</p> <p>K.3b initiate conversations (continued)</p> <p>K.3c follow rules for conversation (continued)</p> <p>K.3d listen &amp; speak in conversations (continued)</p> <p>K.3e group &amp; partner discussion (continued)</p>	<p><b><u>K.2c Describe/Nouns</u></b> Unit 4: Lesson 16,18</p> <p><b><u>K.2f Unknown Words</u></b> Unit 5: Lesson 21</p> <p><b><u>K.2g Vocabulary</u></b> Unit 4: Lesson 16,18, 19 Unit 5: Lesson 21, 23</p> <p><b><u>K.3a Sentences</u></b> Unit 4: Lesson 18</p> <p><b><u>K.3b Conversations</u></b> Unit 4: Lesson 17 Unit 5: Lesson 25</p> <p><b><u>K.3c Conversation Rules</u></b> Unit 5: Lesson 22, 24</p> <p><b><u>K.3d Conversations</u></b> Unit 4: Lesson 16 Unit 5: Lesson 21, 23</p> <p><b><u>K.3e Discussions</u></b> Unit 4: Lesson 17</p>	<p><b>K.7 The student will develop an understanding of basic phonetic principles.</b></p> <p>K.7a identify &amp; name letters (cont. - refer to <i>ACPS Literacy Plan</i>)</p>  <p>K.7b match letters and sounds (cont.- refer to <i>ACPS Literacy Plan</i>)</p>   <p>K.7c speech-to-print (COW) (continued)</p> <p>K.7d identify beginning sounds (continued)</p> 	<p><b><u>K.7c COW</u></b></p> <p>Unit 4: Lesson 16, 19 Unit 5: Lesson 21</p>	
--	--	---	--	--

<p>K.3f voice level, phrasing &amp; intonation (continued)</p> <p>K.3g follow directions (continued)</p> <p>K.3h ask questions</p> <p><b>K.4 The student will identify, say, segment, and blend various units of speech sounds.</b></p> <p>K.4b rhyme (continued – refer to <i>ACPS Literacy Plan</i>)</p> <p>K.4d phonemes, onset &amp; rime</p> <p>K.4e beginning &amp; ending sounds (continued)</p>	<p><b><u>K.3f Voice, Phrasing &amp; intonation</u></b> Unit 5: Lesson 22</p> <p><b><u>K.3g Following Directions</u></b> Unit 5: Lesson 23</p> <p><b><u>K.3h Questions</u></b> Unit 1: Lesson 1, 5 Unit 2: Lesson 9 Unit 3: Lesson 11 Unit 4: Lesson 19 Unit 5: Lesson 22</p> <p><b><u>K.4b Rhyme</u></b> Unit 4: Lesson 17, 18</p> <p><b><u>K.4d Phonemes, Onset &amp; Rime</u></b> Unit 4: Lesson 19 Unit 5: Lesson 22, 24</p>	<p style="text-align: center;"><b>TREE MAP</b></p>  <p style="text-align: center;">FOR CLASSIFYING AND GROUPING</p> <p><b>K.8 The student will expand vocabulary.</b> K.8a discuss meanings (continued)</p> <p>K.8b develop vocabulary (continued)</p> <p><b>K.9 The student will demonstrate comprehension of fictional texts.</b> K.9b make connections (continued)</p> <p style="text-align: center;"><b>FLOW MAP</b>      <b>BRIDGE MAP</b></p>  <p style="text-align: center;">FOR SEQUENCING AND ORDERING      FOR SEEING ANALOGES</p> <p>K.9c predictions (continued)</p> <p style="text-align: center;"><b>CIRCLE MAP</b></p>  <p style="text-align: center;">FOR DEFINING IN CONTEXT</p>	<p><b><u>K.8a Word Meanings</u></b> (ongoing each week)</p> <p><b><u>K.8b Vocabulary</u></b> (ongoing each week)</p> <p><b><u>K.9b Text Connections</u></b> Unit 4: Lesson 17, 19 Unit 5: Lesson 22, 25</p> <p><b><u>K.9c Predictions</u></b> Unit 4: Lesson 16, 17 Unit 5: Lesson 25</p>	
---	---	---	---	--

		<p style="text-align: center;"><b>FLOW MAP</b></p>  <p style="text-align: center;">FOR SEQUENCING AND ORDERING <b>MULTI-FLOW MAP</b></p>  <p style="text-align: center;">FOR CAUSES AND EFFECTS</p> <p>K.9d questions (continued)</p> <p style="text-align: center;"><b>FLOW MAP</b></p>  <p style="text-align: center;">FOR SEQUENCING AND ORDERING <b>MULTI-FLOW MAP</b></p>  <p style="text-align: center;">FOR CAUSES AND EFFECTS</p> <p>K.9e story language (continued)</p> <p style="text-align: center;"><b>FLOW MAP</b></p>  <p style="text-align: center;">FOR SEQUENCING AND ORDERING</p> <p>K.9f retell-BME</p> <p style="text-align: center;"><b>FLOW MAP</b></p>  <p style="text-align: center;">FOR SEQUENCING AND ORDERING</p>	<p><b><u>K.9d Questions</u></b></p> <p>Unit 4: Lesson 19 Unit 5: Lesson 23</p> <p><b><u>K.9e Story Language</u></b></p> <p>Unit 4: Lesson 17, 20 Unit 5: Lesson 21, 25</p> <p><b><u>K.9f Beginning, Middle, &amp; End</u></b></p> <p>Unit 4: Lesson 20</p>	
--	--	--	--	--

K.9g story elements (continued)

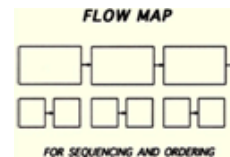


**K.10 The student will demonstrate comprehension of nonfiction texts.**

K.10a predictions & topic



(continued below)



**K.9g Story Elements**

Unit 4: Lesson 20

Unit 5: Lesson 22

**K.10a Predictions**

Unit 2: Lesson 7, 8, 9

Unit 4: Lesson 17

Unit 5: Lesson 23, 24

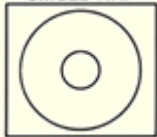
**MULTI-FLOW MAP**



FOR CAUSES AND EFFECTS

K.10b text features

**CIRCLE MAP**



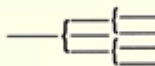
FOR DEFINING IN CONTEXT

**FLOW MAP**



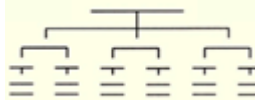
FOR SEQUENCING AND ORDERING

**BRACE MAP**



FOR ANALYZING WHOLE OBJECTS AND PARTS

**TREE MAP**



FOR CLASSIFYING AND GROUPING

**K.10b Text Features**

Unit 1: Lesson 2, 4, 5

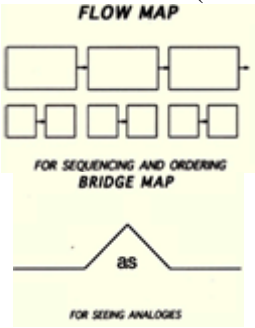
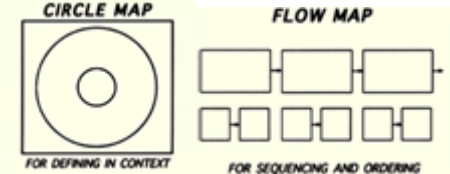
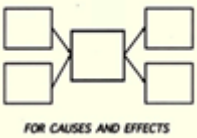
Unit 2: Lesson 7

Unit 3: Lesson 12, 15

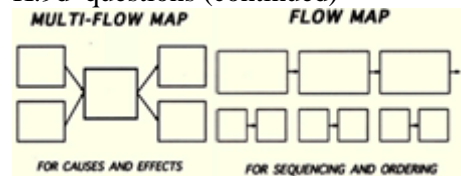
Unit 4: Lesson 16



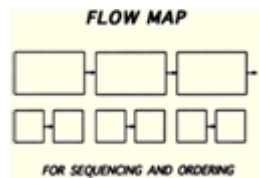
Oral Language	Oral Language Resources: HMH Journeys (Suggested ANCHOR texts)	Reading Focus: Fiction & Nonfiction	Reading Resources: HMH Journeys (Suggested ANCHOR texts)	Writing
<p><b>K.1 The student will demonstrate growth in the use of oral language.</b>                      K.1a literary forms (continued)                       K.1b choral reading (continued)                       K.1c language experience (continued)                       K.1d creative dramatics (continued)                       K.1e complete sentences (continued)</p> <p><b>K.2 The student will expand understanding and use of word meanings.</b>                      K.2a vocabularies (continued)                       K.2b number words (continued)                       K.2c describe/name with nouns (continued)                       K.2d words to describe/name with adjectives (continued)                       K.2e describe/name actions</p>	<p><b><u>K.1c Language Experience</u></b>                      Unit 6: Lesson 27, 29</p> <p><b><u>K.1d Dramatics</u></b>                      Unit 6: Lesson 27</p> <p><b><u>K.1e Sentences</u></b>                      Unit 6: Lesson 27, 30</p> <p><b><u>K.2a Vocabulary</u></b>                       Unit 6: Lesson 27</p> <p><b><u>K.2c Describe/Nouns</u></b>                      Unit 6: Lesson 26</p>	<p><b>K.6 The student will demonstrate an understanding that print conveys meaning.</b>                       K.6c read and explain writing (continued)                       K.6d sight vocabulary (continued - refer to <i>ACPS Literacy Plan</i>)</p> <p><b>K.7 The student will develop an understanding of basic phonetic principles.</b>                      K.7b match letters and sounds (continued - refer to <i>ACPS Literacy Plan</i>)</p> <div data-bbox="997 1055 1260 1388" style="text-align: center;"> <p>The diagram consists of three parts. The top part is a 'TREE MAP' showing a horizontal line with three vertical lines extending downwards from it, each ending in a horizontal line, representing a hierarchical structure. The middle part is a 'BRIDGE MAP' showing a horizontal line with a triangular shape above it, representing a bridge. The bottom part is a bridge shape with the letters 'as' written inside it, used for finding analogies.</p> </div>	<p><b><u>K.6c Read &amp; Explain</u></b>                      Unit 6: Lesson 26</p> <p><b><u>K.6d Sight Vocabulary</u></b>                      Unit 6: Lesson 28</p>	<p><b>K.11 The student will print in manuscript.</b>                      K.11a print alphabet (continued - refer to <i>ACPS Literacy Plan</i>)</p> <p><b>K.12 The student will write to communicate ideas for a variety of purposes.</b>                      K.12b draw pictures (continued)                      K.12c spell phonetically (continued)</p> <p><b>K.13 The student will use available technology for reading and writing.</b>                      (continued)</p>

<p>(continued)</p> <p>K.2f ask about unknown words (continued)</p> <p>K.2g vocabulary (continued)</p> <p><b>K.3 The student will build oral communication skills.</b></p> <p>K.3a complete sentences (continued)</p> <p>K.3g follow directions (continued)</p> <p>K.3h ask questions (continued)</p> <p><b>K.4 The student will identify, say, segment, and blend various units of speech sounds.</b></p> <p>K.4c blend &amp; segment syllables</p> <p>K.4d phonemes, onset &amp; rime (continued)</p>	<p><b><u>K.2f Unknown Words</u></b> Unit 6: Lesson 27</p> <p><b><u>K.3a Sentences</u></b> Unit 6: Lesson 26, 29, 30</p> <p><b><u>K.4c Syllables</u></b> Unit 6: Lesson 29, 30</p>	<p><b>K.8 The student will expand vocabulary.</b></p> <p>K.8a discuss meanings (continued)</p> <p>K.8b develop vocabulary (continued)</p> <p><b>K.9 The student will demonstrate comprehension of fictional texts.(continued)</b></p> <p>K.9b make connections (continued)</p>  <p>K.9c predictions (continued)</p>  <p>(continued below)</p> 	<p><b><u>K.8a Word Meanings</u></b></p> <p>(ongoing each week)</p> <p><b><u>K.8b Vocabulary</u></b> (ongoing each week)</p> <p><b><u>K.9b Text Connections</u></b> Unit 6: Lesson 26, 28</p> <p><b><u>K.9c Predictions</u></b> Unit 6: Lesson 27, 28</p>	
--	---	--	--	--

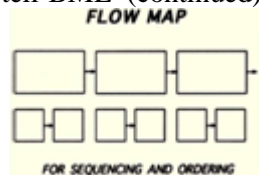
K.9d questions (continued)



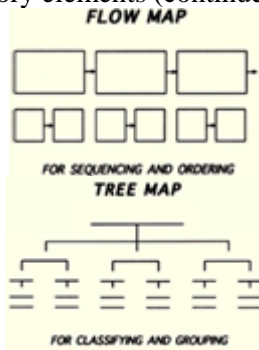
K.9e story language (continued)



K.9f retell-BME (continued)



K.9g story elements (continued)



**K.9d Questions**

Unit 6: Lesson  
27, 28

**K.9e Story  
Language**

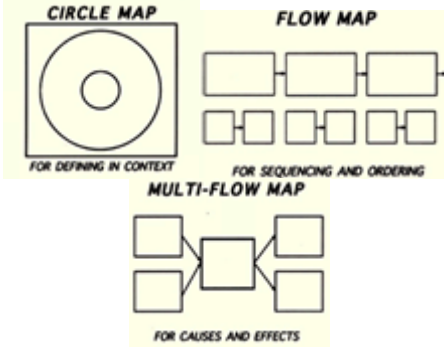
Unit 6: Lesson  
27

**K.9g Story  
Elements**

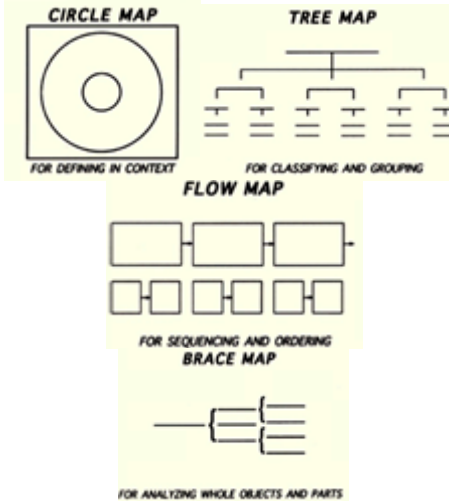
Unit 6: Lesson  
28

**K.10 The student will  
Demonstrate comprehension  
of nonfiction texts.**

K.10a predictions & topic (continued)



K.10b text features (continued)



**K.10a  
Predictions**

Unit 6: Lesson  
30

## Strategies/Resources

1. ACPS Unpacked Standards:

[http://www.amherst.k12.va.us/documents/pacing/unpackedstandards/ACPS\\_00\\_Kindergarten\\_English\\_Curriculum\\_Framework.pdf](http://www.amherst.k12.va.us/documents/pacing/unpackedstandards/ACPS_00_Kindergarten_English_Curriculum_Framework.pdf)

2. VA Dept. of Education: English Standards of Learning Web page
  3. VA Dept. of Education: Enhanced Scope and Sequence Sample Lesson Plans (ESS)
  4. ACPS SharePoint Language Arts Resources
  5. Virginia PALS resources
-