
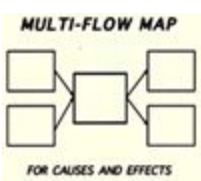
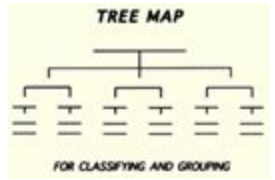
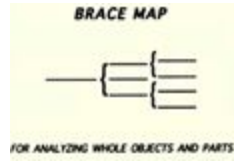

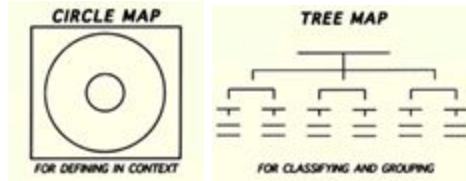


ACPS utilizes Thinking Maps in order for students to create mental visual patterns for thinking based on the fundamental thinking processes. Suggested maps have been included. These can be expanded upon based on teacher discretion.

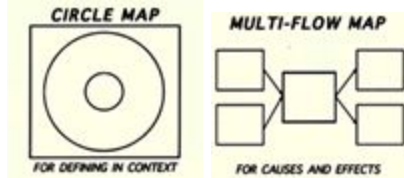
**Nine Weeks 1 ACPS Fourth Grade English Pacing Guide** (revised June 2016)

Communication/Speaking/ Listening/Media Literacy	Reading Focus: Fantasy & Realistic Fiction	Reading Resources: HMH Journeys (Suggested ANCHOR texts)	Grammar/Writing Focus: Narrative	Assessment
<p><b>4.1 The student will use effective oral communication skills in a variety of settings.</b></p> <p>4.1b group discussions 4.1c ideas and opinions 4.1d evidence – support of others’ opinions 4.1e grammatically correct/specific vocabulary 4.1f communicate new ideas 4.1g collaborate with diverse teams 4.1h work independently</p>	<p align="center"><b>Section 1</b></p> <p><b>Introduce:</b> 4.4a context – clarify meaning</p> <div style="display: flex; justify-content: space-around;"> <div style="text-align: center;">  </div> <div style="text-align: center;">  </div> </div> <p>4.4b roots/affixes/synonyms/antonyms/homophones</p> <div style="text-align: center;">  </div> <div style="display: flex; justify-content: space-around;"> <div style="text-align: center;">  </div> <div style="text-align: center;">  </div> </div> <p>4.4d vocabulary</p>		<p><b>Introduce:</b> <b>4.7 The student will write cohesively for a variety of purposes.</b></p> <p>4.7a identify audience 4.7b focus on topic 4.7c variety prewriting strategies 4.7d writing-convey central idea 4.7e different modes of writing/patterns of organization 4.7f clear topic sentence on main idea 4.7j revise writing for clarity</p> <p><b>Introduce:</b> <b>4.8 The student will edit writing for correct grammar, capitalization, spelling, punctuation, sentence structure and paragraphing.</b></p>	<p><b>Section 1 Test:</b></p> <p>4.4a context – clarify meaning 4.4b roots/ affixes/ syn./ant./homophones 4.4d vocabulary 4.5a author’s purpose 4.5b language/ setting/ character/ information – author’s purpose 4.5k monitor comprehension 4.5l fluency/accuracy</p>

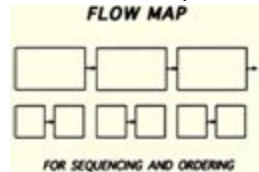
4.5a author's purpose



4.5b language/setting/character/  
information – author's purpose



4.5k monitor comprehension



4.5l fluency/accuracy

**4.5a Author's Purpose**

Unit 1 Lesson 2  
Unit 2 Lesson 10  
Unit 5 Lesson 25

**4.5b Language/Setting/Character/ information – Author's Purpose**

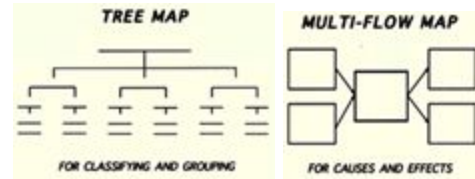
Unit 2 Lesson 8  
Unit 3 Lesson 18

4.8d noun-pronoun agreement  
4.8f adjectives only  
4.8h Include review of contractions – singular possessives

## Section 2

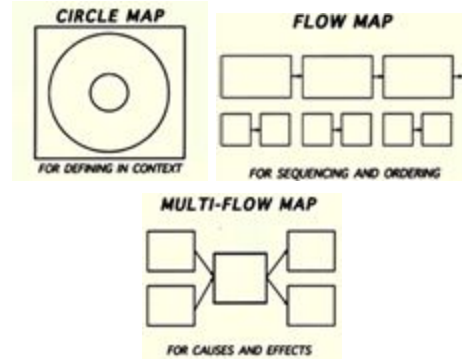
### Introduce:

4.5c main idea



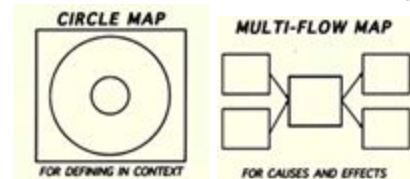
(One sided)

4.5i predictions



### Continue to Cover:

4.4a context – clarify meaning



4.4b roots/affixes/synonyms/  
antonyms/homophones

### 4.5c Main Idea

Unit 3 Lesson 15

Unit 4 Lesson 20

Unit 6 Lesson 27

### 4.5i Predictions

Unit 1 Lesson 5

Unit 3 Lesson 11

Unit 5 Lesson 29

### Section 2 Test:

4.5c main idea

4.5i predictions

4.4a context – clarify  
meaning

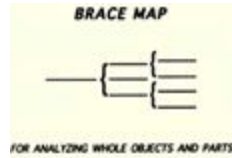
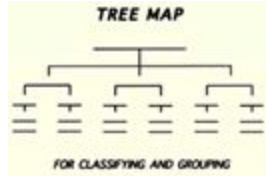
4.4b roots/ affixes/  
synonyms/antonyms/  
homophones

4.4d vocabulary

4.5k reading strategies  
to monitor

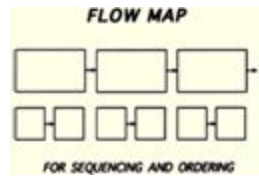
comprehension

4.5l fluency/accuracy



4.4d vocabulary

4.5k monitor comprehension

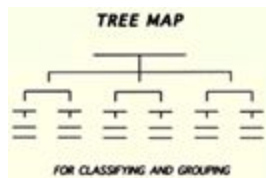
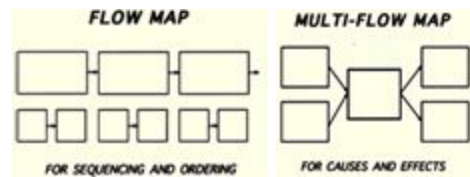


4.5l fluency/accuracy

### Section 3

Introduce:

4.5e problem/solution



### 4.5e Problem/Solution

Unit 1 Lesson 1

Unit 6 Lesson 26

### Section 3 Test:

4.5e problem/solution

4.5j cause/effect

4.4a context – clarify meaning

4.4b roots/ affixes/ synonyms/antonyms/ homophones

4.4d vocabulary

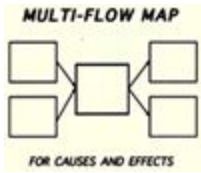
4.5k reading strategies to monitor comprehension

4.5l fluency/accuracy

### NW1 Writing Test:

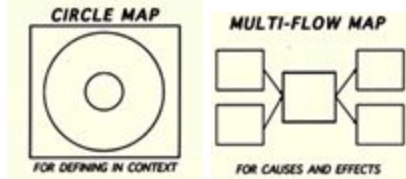
Assess all nine week skills

4.5j cause/effect

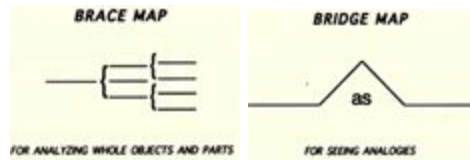
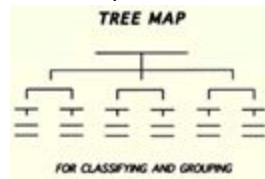


Continue to Cover:

4.4a context – clarify meaning

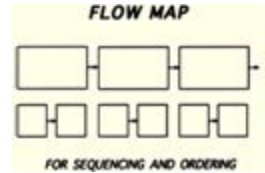


4.4b roots/affixes/synonyms/  
antonyms/homophones



4.4d vocabulary

4.5k monitor comprehension



4.5l fluency/accuracy

4.5j Cause/Effect

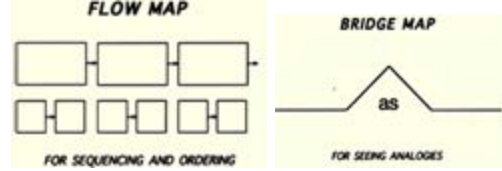
Unit 1 Lesson 3

NW1 Writing Prompt

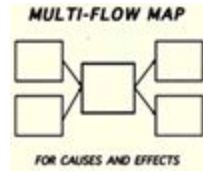
**Nine Weeks 2 ACPS Fourth Grade English Pacing Guide** (revised June 2016)

Communication/Speaking/ Listening/Media Literacy	Reading Focus: Historical Fiction & Narrative Nonfiction/Poetry	Reading Resources: HMH Journeys (Suggested ANCHOR texts)	Grammar/Writing Focus: Descriptive	Assessment
<p><b>4.1 The Student will use effective oral communication skills in a variety of settings.</b></p> <p>4.1a accurate directions</p> <p>4.1b group discussion</p> <p>4.1c ideas &amp; opinions of others</p> <p>4.1d evidence (emphasize)</p> <p>4.1e language &amp; vocabulary</p> <p>4.1f communicate new ideas</p> <p>4.1g collaborate with diverse teams</p> <p>4.1h work independently</p>	<p align="center"><b>Section 4</b></p> <p><b>Introduce:</b> <b>(Focus on Poetry)</b></p> <p>4.4c glossary/dictionary/ thesaurus</p> <div data-bbox="632 651 894 824" data-label="Diagram"> <p align="center"><b>TREE MAP</b></p> <p align="center">FOR CLASSIFYING AND GROUPING</p> </div> <p>4.4e vocabulary</p> <p>4.5d summarize details/ sequence</p> <div data-bbox="632 943 894 1117" data-label="Diagram"> <p align="center"><b>TREE MAP</b></p> <p align="center">FOR CLASSIFYING AND GROUPING</p> </div> <div data-bbox="531 1130 993 1304" data-label="Diagram"> <p align="center"><b>FLOW MAP</b>      <b>MULTI-FLOW MAP</b></p> <p align="center">FOR SEQUENCING AND ORDERING      FOR CAUSES AND EFFECTS</p> </div> <p align="center">(one-sided)</p>	<p><b>Poetry Resources</b></p> <p>Unit 6 pg. T68-T69</p> <p>Unit 6 pg. T112-T113</p> <p>Unit 6 pg. 158</p>	<p><b>Continue to Cover:</b></p> <p><b>4.7 The student will write cohesively for a variety of purposes.</b></p> <p>4.7a identify audience</p> <p>4.7b focus on topic</p> <p>4.7c prewriting strategies</p> <p>4.7d central idea</p> <p>4.7e writing/organization</p> <p>4.7f main idea</p> <p>4.7j writing for clarity</p> <p><b>Introduce:</b></p> <p><b>4.8 The student will edit writing for correct grammar, capitalization, spelling, punctuation, sentence structure and paragraphing.</b></p> <p>4.8a subject/verb agreement</p> <p>4.8f adverbs</p> <p>4.8g spelling/ homophones</p> <p>4.8h singular/possessives</p>	<p><b>Section 4 Test:</b></p> <p>4.4a clarify meaning</p> <p>4.4b roots/affixes/ syn./ant./ homophones</p> <p>4.4d vocabulary</p> <p>4.4c glossary/dictionary/ thesaurus</p> <p>4.4e vocabulary</p> <p><b>(Focus on Poetry)</b></p> <p>4.5d summarize details/ sequence</p> <p>4.5f text connections</p> <p>4.5g sensory words</p> <p>4.5h conclusions/ inferences</p>

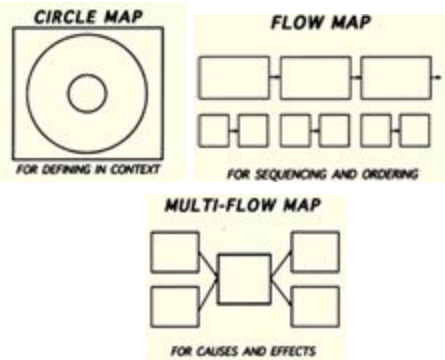
4.5f text connections



4.5g sensory words

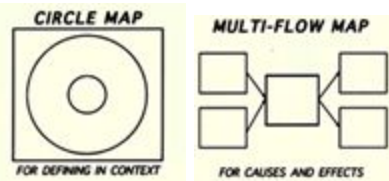


4.5h conclusions/inferences



Continue to Cover:

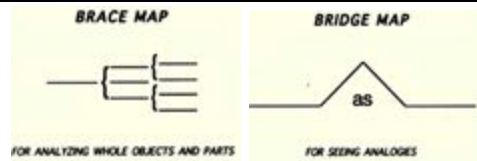
4.4a clarify meaning



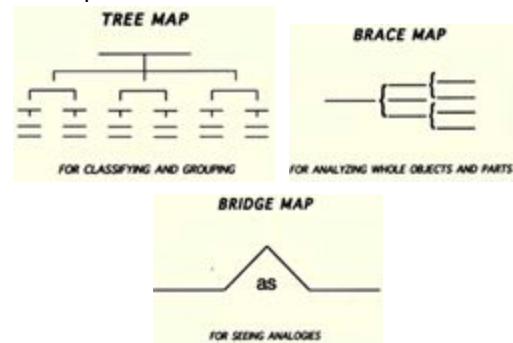
(continued below)

Continue to Cover:  
4.8d noun-pronoun agreement  
4.8f adjectives  
4.8h contractions

Continue to use  
Narrative writing



4.4b roots/affixes/syn./ant./  
homophones

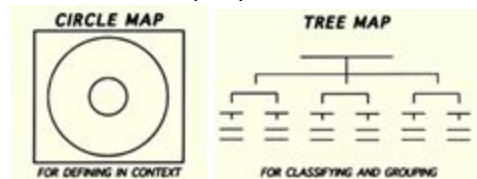


4.4d vocabulary

### Section 5

Continue to Cover:  
(Focus on Historical Fiction/Narrative  
Nonfiction)

4.5a author's purpose



### 4.5a Author's Purpose

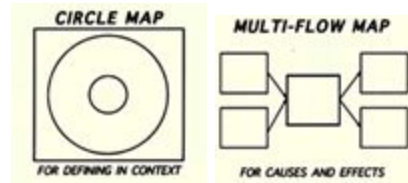
Unit 1 Lesson 2  
Unit 2 Lesson 10  
Unit 5 Lesson 25

### Section 5 Test:

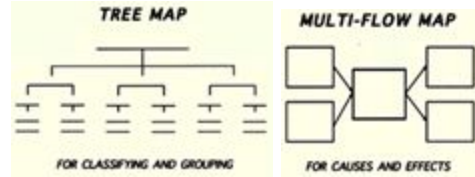
4.4a clarify meaning  
4.4b roots/affixes/  
syn./ant./ homophones  
4.4d vocabulary  
(Focus on Historical  
Fiction/Narrative  
Nonfiction)  
4.5a author's purpose  
4.5b language choice  
4.5c main idea  
4.5l fluency/accuracy



4.5b language choice



4.5c main idea

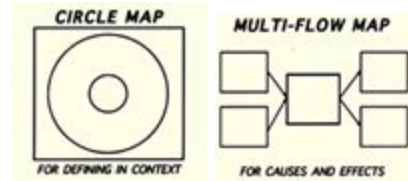


(one sided)

4.5l fluency/accuracy

Continue to Cover:

4.4a clarify meaning



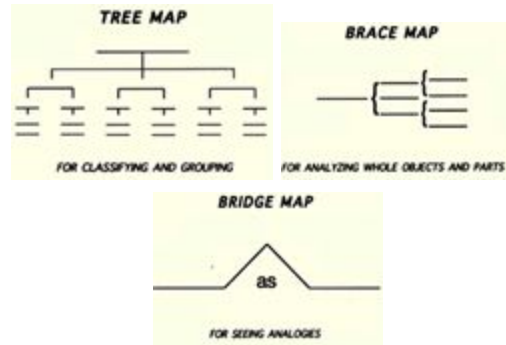
**4.5c Main Idea**

Unit 3 Lesson 15

Unit 4 Lesson 20

Unit 6 Lesson 27

4.4b roots/affixes/syn./ant./  
homophones

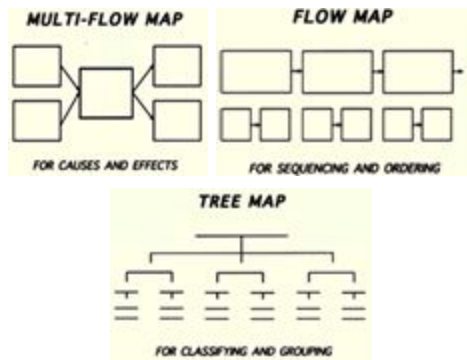


4.4d vocabulary

## Section 6

Continue to Cover:  
(Focus on Historical Fiction/Narrative  
Nonfiction)

4.5e problem/solution



**4.5e**  
**Problem/Solution**  
Unit 1 Lesson 1  
Unit 6 Lesson 26

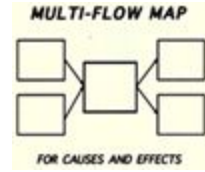
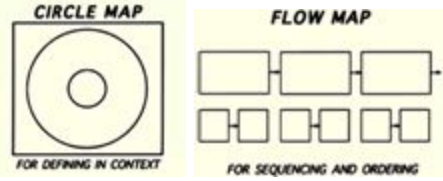
### **Section 6 Test:**

4.4a clarify meaning  
4.4b roots/affixes/  
syn./ant./ homophones  
4.4d vocabulary  
**(Focus on Historical  
Fiction/Narrative  
Nonfiction)**  
4.5e problem/solution  
4.5i predictions  
4.5j cause and effect  
4.5k monitor  
comprehension

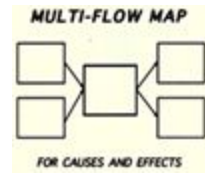
**NW2 Writing Test:**  
Assess all nine week  
skills

**NW2 Writing Prompt**

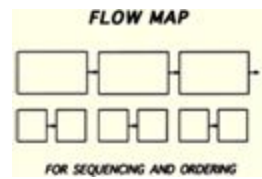
4.5i predictions



4.5j cause and effect



4.5k monitor comprehension



**4.5i Predictions**

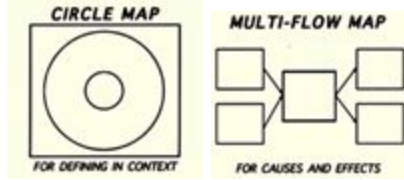
Unit 1 Lesson 5  
Unit 3 Lesson 11  
Unit 5 Lesson 29

**4.5j Cause and Effect**

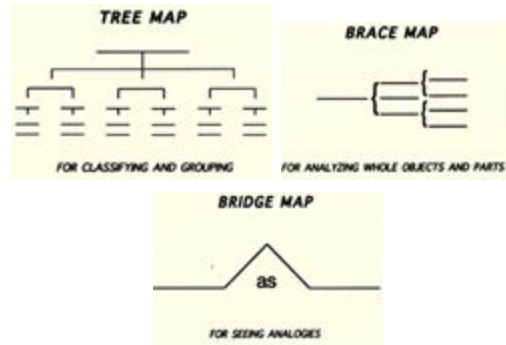
Unit 1 Lesson 3  
Unit 3 Lesson 13

**Continue to Cover:**

4.4a clarify meaning



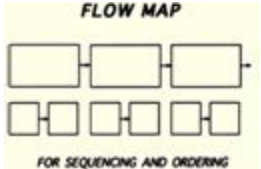
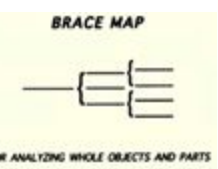

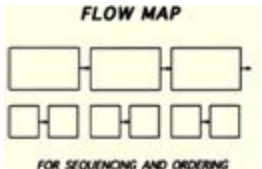




4.4b roots/affixes/syn./ant./  
homophones

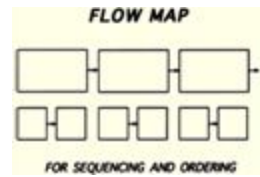


4.4d vocabulary

**Nine Weeks 3 ACPS Fourth Grade English Pacing Guide** (revised June 2016)

Communication/Speaking/ Listening/Media Literacy	Reading Focus: Nonfiction Text Features/ Informative/ Functional	Reading Resources: HMH Journeys (Suggested ANCHOR texts)	Grammar/Writing Focus: Persuasive	Assessment
<p><b>4.1 The student will use effective oral communication skills in a variety of settings.</b></p> <p>4.1a accurate directions 4.1b group discussions 4.1c ideas/opinions 4.1d evidence/opinions 4.1e correct language 4.1f new ideas 4.1g collaborate 4.1h work independently</p> <p><b>4.2 The student will make and listen to oral presentations and reports.</b></p> <p>4.2a information/vocab 4.2b listen/record 4.2c organize information 4.2d language/style</p> <p><b>4.3 The student will learn how media messages are constructed and for what purposes.</b></p> <p>4.3a media messages</p>	<p align="center"><b>Section 7</b></p> <p><b>Introduce:</b> 4.6a text structure</p> <div style="display: flex; justify-content: space-around;"> <div style="text-align: center;">  <p><b>CIRCLE MAP</b> FOR DEFINING IN CONTEXT</p> </div> <div style="text-align: center;">  <p><b>TREE MAP</b> FOR CLASSIFYING AND GROUPING</p> </div> </div> <div style="display: flex; justify-content: space-around; margin-top: 10px;"> <div style="text-align: center;">  <p><b>FLOW MAP</b> FOR SEQUENCING AND ORDERING</p> </div> <div style="text-align: center;">  <p><b>BRACE MAP</b> FOR ANALYZING WHOLE OBJECTS AND PARTS</p> </div> </div> <p>4.6b formulate questions</p> <div style="display: flex; justify-content: space-around; margin-top: 10px;"> <div style="text-align: center;">  <p><b>CIRCLE MAP</b> FOR DEFINING IN CONTEXT</p> </div> <div style="text-align: center;">  <p><b>FLOW MAP</b> FOR SEQUENCING AND ORDERING</p> </div> </div> <p>4.6c author's purpose</p> <div style="display: flex; justify-content: space-around; margin-top: 10px;"> <div style="text-align: center;">  <p><b>CIRCLE MAP</b> FOR DEFINING IN CONTEXT</p> </div> <div style="text-align: center;">  <p><b>TREE MAP</b> FOR CLASSIFYING AND GROUPING</p> </div> </div>	<p><b>4.6a Text Structures</b> Unit 3 Lesson 14 Unit 5 Lesson 23</p>	<p><b>Introduce:</b> <b>4.7 The student will write cohesively for a variety of purposes (Informative/ Explanatory)</b></p> <p>4.7a identify audience 4.7b focus on topic 4.7c prewriting strategies 4.7d central idea 4.7e writing/organization 4.7f main idea 4.7g related paragraphs 4.7h transition words 4.7i style 4.7j clarity 4.7k details/main idea</p> <p><b>Introduce:</b> <b>4.8 The student will edit writing for correct grammar, capitalization, spelling, punctuation, sentence structure and paragraphing</b></p> <p>4.8b prepositional phrases</p>	<p><b>Section 7 Test:</b></p> <p>4.4a clarify meaning 4.4b roots/affixes/ syn./ant./ homophones 4.4c word reference 4.4d develop vocabulary 4.4e vocabulary 4.6a text structure 4.6b formulate questions 4.6c author's purpose 4.6k monitor comprehension 4.6l fluency/accuracy</p>

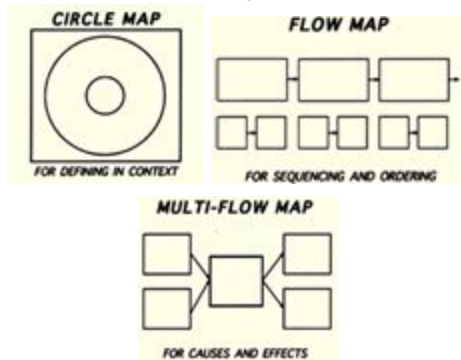
4.6k monitor comprehension



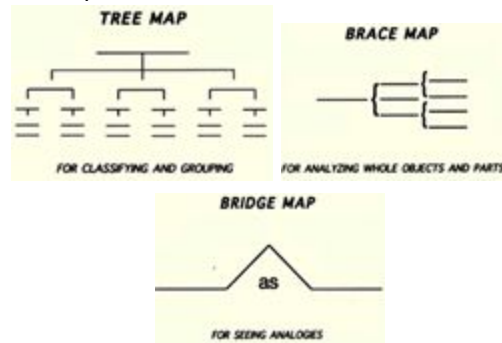
4.6l fluency/accuracy

**Continue to Cover:**

4.4a clarify meaning



4.4b roots/affixes/syn./ant./  
homophones



4.4c word reference

4.4d develop vocabulary

4.4e vocabulary

4.8c double negatives

4.8e commas-(letter  
writing-intro)

**Continue to Cover:**

4.8a subject/verb

4.8d noun/pronoun

4.8f adjectives/adverbs

4.8g spelling/  
homophones

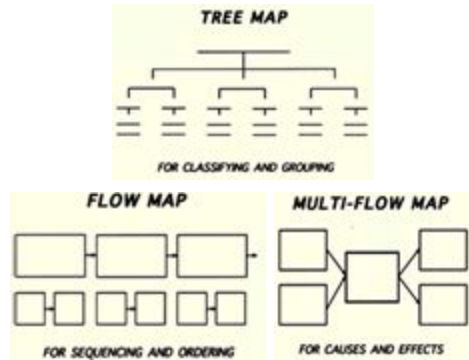
4.8h

singular/possessives

## Section 8

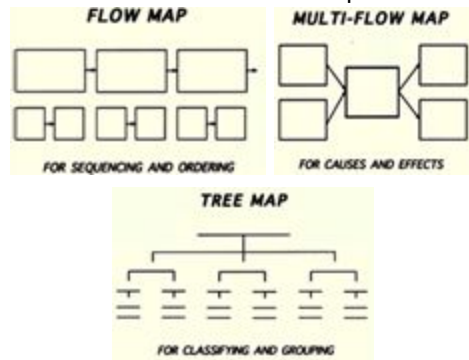
Introduce:

4.6d main idea



(one sided)

4.6e summarize details/ sequence



**4.6d Main  
Idea/4.6e  
Summarize/  
Sequence**

Unit 3 Lesson 15

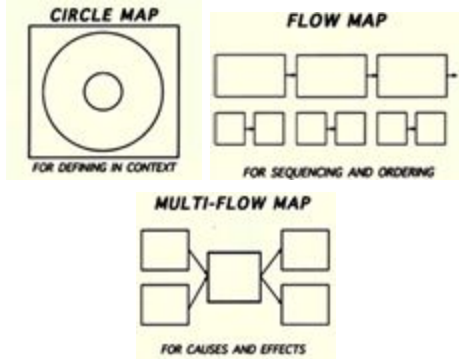
Unit 4 Lesson 20

Unit 6 Lesson 27

### **Section 8 Test:**

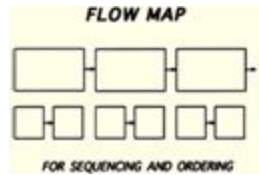
- 4.4a clarify meaning
- 4.4b roots/affixes/  
syn./ant./ homophones
- 4.4c word reference
- 4.4d develop  
vocabulary
- 4.4e vocabulary
- 4.6d main idea
- 4.6e summarize details/  
sequence
- 4.6f conclusions/  
inferences
- 4.6k monitor  
comprehension
- 4.6l fluency/accuracy

4.6f conclusions/inferences



**Continue to Cover:**

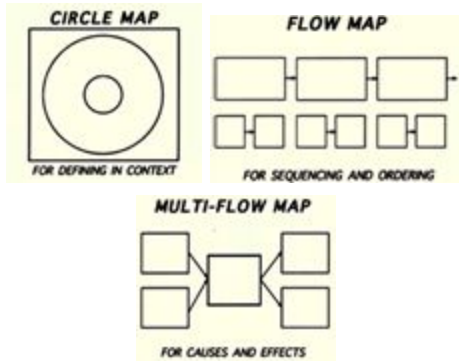
4.6k monitor comprehension



4.6l fluency/accuracy

**Continue to Cover**

4.4a clarify meaning



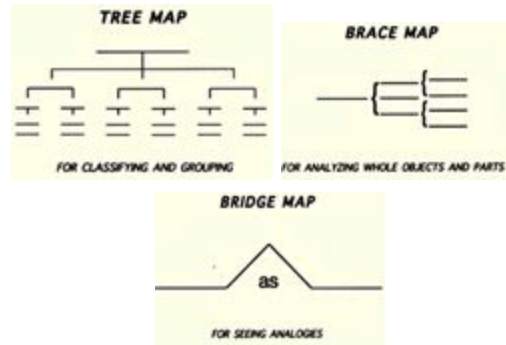
**4.6f Conclusions/  
Inferences**

Unit 3 Lesson 19

Unit 6 Lesson 30



4.4b roots/affixes/syn./ant./  
homophones

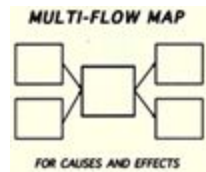


4.4c word reference  
4.4d develop vocabulary  
4.4e vocabulary

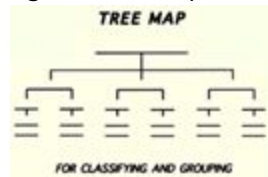
### Section 9

Introduce:

4.6g distinguish-cause/effect



4.6h distinguish-fact/opinion



4.6g Cause/Effect  
Unit 5 Lesson 22

4.6h Fact/Opinion  
Unit 2 Lesson 7  
Unit 3 Lesson 11  
Unit 6 Lesson 28

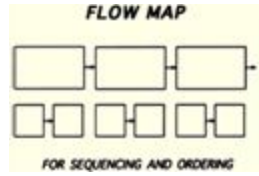
**NW3 Writing Test:**  
Assess all nine week  
skills

**NW3 Writing Prompt**

**Section 9 Test**  
**County-wide SOL**  
**Simulation Test**  
All skills assessed

**Continue to Cover:**

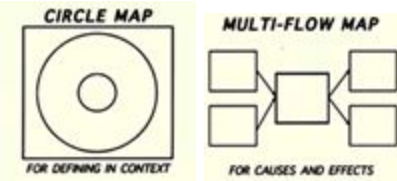
4.6k monitor comprehension



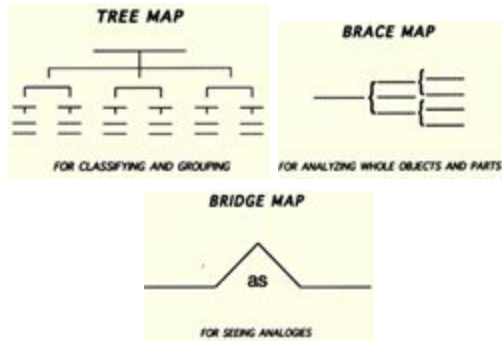
4.6l fluency/accuracy

**Continue to Cover**

4.4a clarify meaning



4.4b roots/affixes/syn./ant./  
homophones



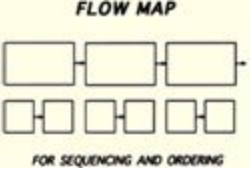

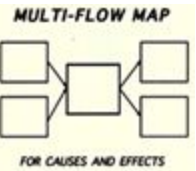

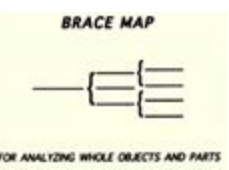


4.4c word reference

4.4d develop vocabulary

4.4e vocabulary

**Nine Weeks 4 ACPS Fourth Grade English Pacing Guide** (revised June 2016)

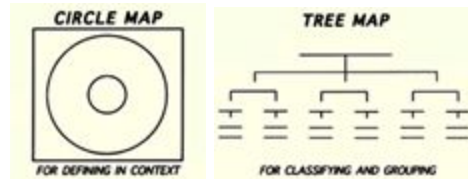
Communication/Speaking/ Listening/Media Literacy	Reading Focus: Nonfiction/Fiction Review	Reading Resources: HMH Journeys (Suggested ANCHOR texts)	Grammar/Writing Focus: Expository & Research	Assessment
<p><b>4.1 The Student will use effective oral communication skills in a variety of settings.</b></p> <p>4.1a accurate directions 4.1b group discussions 4.1c ideas/opinions 4.1d evidence/opinions 4.1e correct language 4.1f new ideas 4.1g collaborate 4.1h work independently</p> <p><b>4.2 The Student will use effective oral communication skills in a variety of settings.</b></p> <p>4.2a related information 4.2b listen/record 4.2c organize information 4.2d language &amp; style</p> <p><b>4.3 The Student will learn how media messages are constructed and for what purposes.</b></p> <p>4.3 a differentiate 4.3 b media messages</p>	<p><b>Introduce:</b> 4.6i new learning</p> <div style="display: flex; justify-content: space-around;"> <div style="text-align: center;">  <p><b>CIRCLE MAP</b> FOR DEFINING IN CONTEXT</p> </div> <div style="text-align: center;">  <p><b>TREE MAP</b> FOR CLASSIFYING AND GROUPING</p> </div> </div> <div style="text-align: center; margin-top: 10px;">  <p><b>FLOW MAP</b> FOR SEQUENCING AND ORDERING</p> </div> <p>4.6j fluency/accuracy</p> <p><b>Continue to Cover:</b> 4.4a clarify meaning</p> <div style="display: flex; justify-content: space-around;"> <div style="text-align: center;">  <p><b>CIRCLE MAP</b> FOR DEFINING IN CONTEXT</p> </div> <div style="text-align: center;">  <p><b>MULTI-FLOW MAP</b> FOR CAUSES AND EFFECTS</p> </div> </div> <p>4.4b roots/affixes/syn./ant./homophones</p> <div style="display: flex; justify-content: space-around;"> <div style="text-align: center;">  <p><b>TREE MAP</b> FOR CLASSIFYING AND GROUPING</p> </div> <div style="text-align: center;">  <p><b>BRACE MAP</b> FOR ANALYZING WHOLE OBJECTS AND PARTS</p> </div> </div> <p align="center">(continued below)</p>	<p>Use teacher created materials, <a href="#">released tests</a> (not most recent), and <a href="#">interactive achievement</a> to review for the SOL Test.</p>	<p><b>Introduce:</b> <b>4.9 The student will demonstrate comprehension of information resources to research a topic</b></p> <p>4.9a questions topic 4.9b information 4.9c technology as a tool 4.9d credit sources 4.9e plagiarism</p> <p>Product: PowerPoint, short research paper (50-100 words), Information about a topic, pictures with a description.</p> <p><b>Continue to Cover:</b> 4.7 all skills 4.8 all skills</p>	<p><b>NW4 Writing Prompt</b></p> <p><b>Research Writing Prompt</b> Teacher created rubric will be used to assess research project</p> <p><b>SOL Test</b> All skills assessed</p>



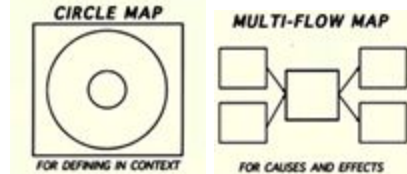
4.4c word reference  
4.4d vocabulary  
4.4e vocabulary/context

**Continue to Cover:**

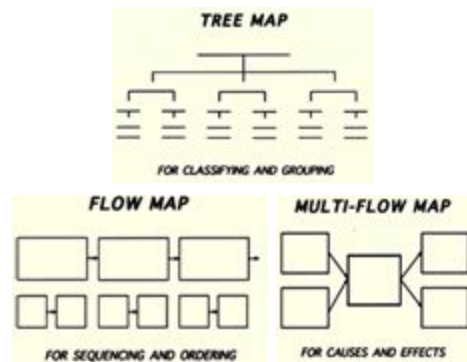
4.5 author's purpose



4.5b language choice

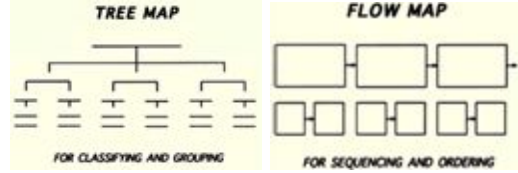


4.5c main idea

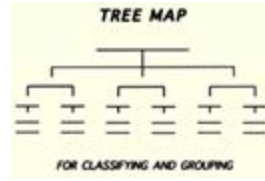
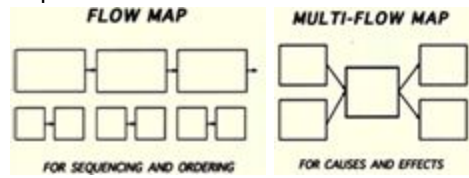


(one sided)

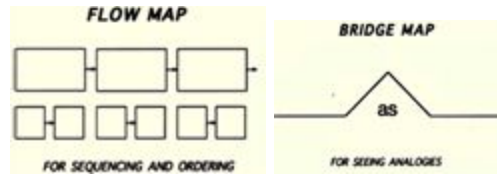
4.5d summarize



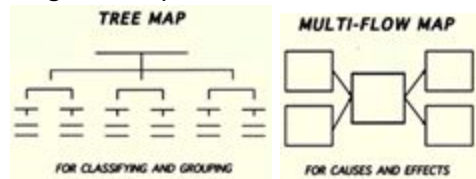
4.5e problem/solution



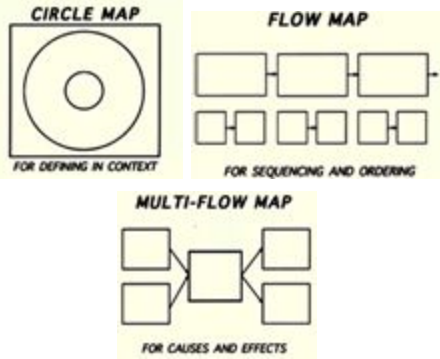
4.5f text connections



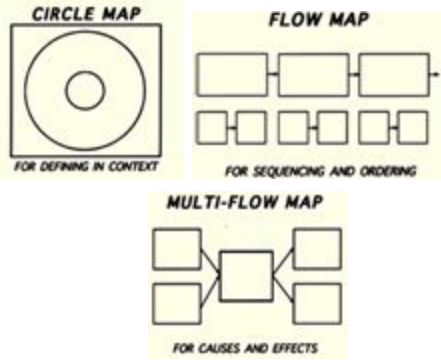
4.5g sensory words



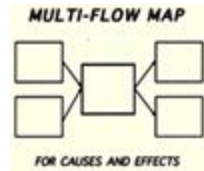
4.5h conclusions/inferences



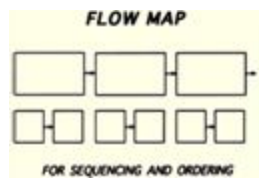
4.5i predictions



4.5j cause and effect

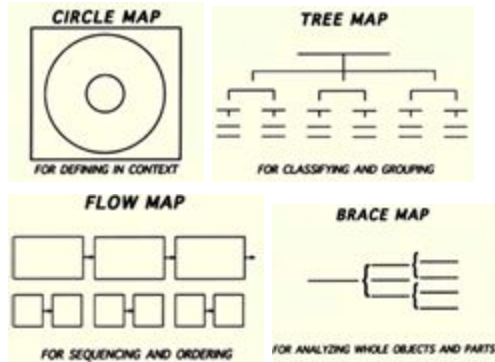


4.5k monitor comprehension

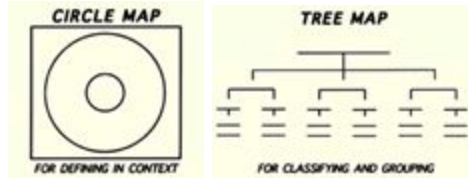


4.5l fluency/accuracy

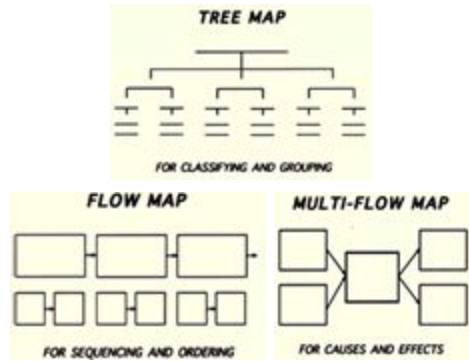
Continue to Cover:  
4.6a text structure



4.6c author's purpose



4.6d main idea

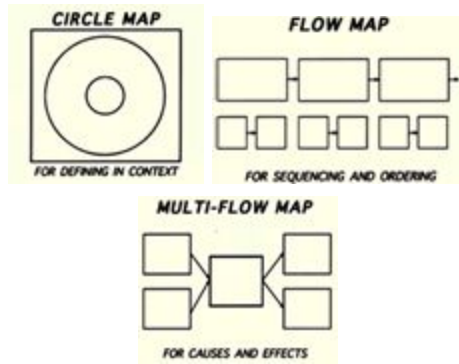


(one sided)

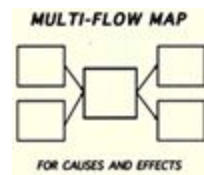
4.6e summarize



4.6f conclusions/inference

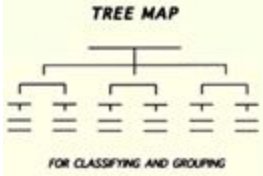


4.6g cause & effect

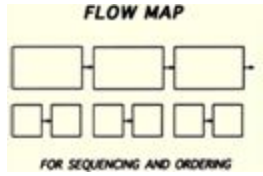




4.6h fact and opinion



4.6k monitor comprehension



4.6l fluency/accuracy

## Strategies & Resources

1. ACPS Unpacked  
Standards: [http://www.amherst.k12.va.us/documents/pacing/unpackedstandards/ACPS\\_04\\_Fourth\\_Grade\\_English\\_Curriculum\\_Framework.pdf](http://www.amherst.k12.va.us/documents/pacing/unpackedstandards/ACPS_04_Fourth_Grade_English_Curriculum_Framework.pdf)
2. VA Dept. of Education: English Standards of Learning Web page
3. VA Dept. of Education: Enhanced Scope and Sequence Sample Lesson Plans (ESS)
4. www.portaportal.com
  - a. Username: acps4
  - b. Password: acps4
5. ACPS SharePoint Language Arts Resources Folder
6. [Virginia PALS resources](#)